







Provider Comparison

			
Target Group	All employees, with or without previous knowledge. The prerequisites vary according to the objectives of the respective learning path and can be found in the individual role and course descriptions.		
Format	<ul style="list-style-type: none"> • Online training on Coursera learning platform 	<ul style="list-style-type: none"> • Online training on the Udacity learning platform 	<ul style="list-style-type: none"> • Online training on the reportingimpulse learning platform
Content & Methods	<ul style="list-style-type: none"> • Content from international top universities and tech companies • Individual start and end dates • Learning community with discussion fora • Interactive modules (quizzes, exercises) • Peer-to-peer tasks • Mobile learning using the app 	<ul style="list-style-type: none"> • Content from leading tech companies and Udacity experts • Joint start and end dates within a group • Individual learning plan • Learning community with discussion fora • Interactive modules (quizzes, practical exercise tasks) • Personal mentoring by mentors • Specific practical projects 	<ul style="list-style-type: none"> • Content from reportingimpulse experts • State-of-the-art dashboard know-how • Individual start and end dates • Live Q&As • Guided tasks for each module with personal feedback • Tool tutorials • Practical tasks and best-practice solutions • Mobile learning using the app



Provider Comparison

			
Certificate	<ul style="list-style-type: none"> After completion of the course, a certificate is awarded from the university/the company which offered the course 	<ul style="list-style-type: none"> After completion of all the courses and projects, a Udacity Nanodegree is awarded 	<ul style="list-style-type: none"> After completion of all three modules, a 'Visual Data Analytics Expert' certificate is awarded by reportingimpulse
Start Date	<ul style="list-style-type: none"> Four start dates per year 	<ul style="list-style-type: none"> Two start dates per year 	<ul style="list-style-type: none"> Immediate start after the purchase of a license
Cost	<ul style="list-style-type: none"> €339 or an annual license 	<ul style="list-style-type: none"> €1,950 for a six-month license 	<ul style="list-style-type: none"> €700 for an annual license XL €190 for an annual license L (without personal feedback and live coaching)
License Duration	<ul style="list-style-type: none"> The license is valid for one year after registration on the Coursera platform 	<ul style="list-style-type: none"> The license is valid for six months after the course begins 	<ul style="list-style-type: none"> The license is valid for one year after registration on the reportingimpulse platform
License Scope	<ul style="list-style-type: none"> Access to the curated learning paths for all the data roles and the entire Coursera catalog 	<ul style="list-style-type: none"> Access to the booked Nanodegree program 	<ul style="list-style-type: none"> Access to the entire reportingimpulse learning platform
Recommended Duration	<ul style="list-style-type: none"> 1-6 weeks, to complete a course An average of approx. 20 hours per course 	<ul style="list-style-type: none"> Max. 6 months to complete the Nanodegree An average of 5-10 hours per week 	<ul style="list-style-type: none"> Approx. 30 days for the 'Visual Data Analytics Expert' qualification Approx. 20-25 hours, for all 3 modules
Program Languages	<ul style="list-style-type: none"> English Subtitles in other languages for 95% of the courses 	<ul style="list-style-type: none"> English English subtitles 	<ul style="list-style-type: none"> English and German